

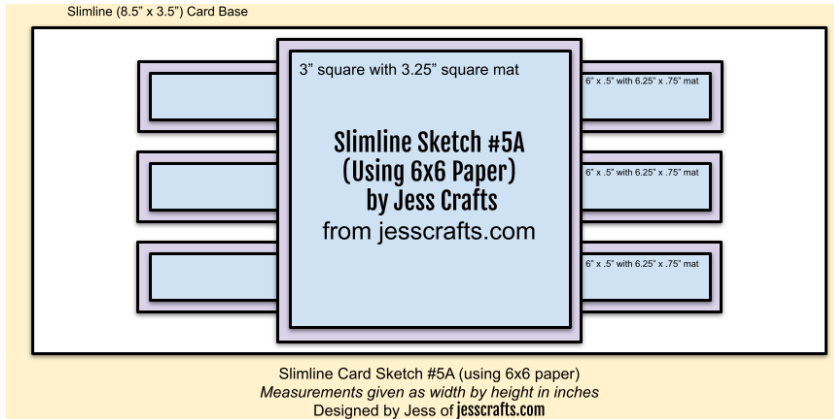


6x6 Slimline Template #5 by Jess Crafts from jesscrafts.com

In this easy to print PDF, you will find a template for cutting a 6x6 piece of paper to two slimline cards (3.5" x 8.5") with no scraps and two card sketches showing you how to assemble these pieces. To follow the sketches you will also need to use some cardstock. If using a full sheet of 8.5x11 cardstock you will likely have scraps you can use for other projects or to die cut a sentiment. Please visit jesscrafts.com/resources for more information. Thank you for visiting and please share!



If you share on Instagram please tag me @jess.crafts and use the hashtag #jcsketches so I can see your creations. Thank you!