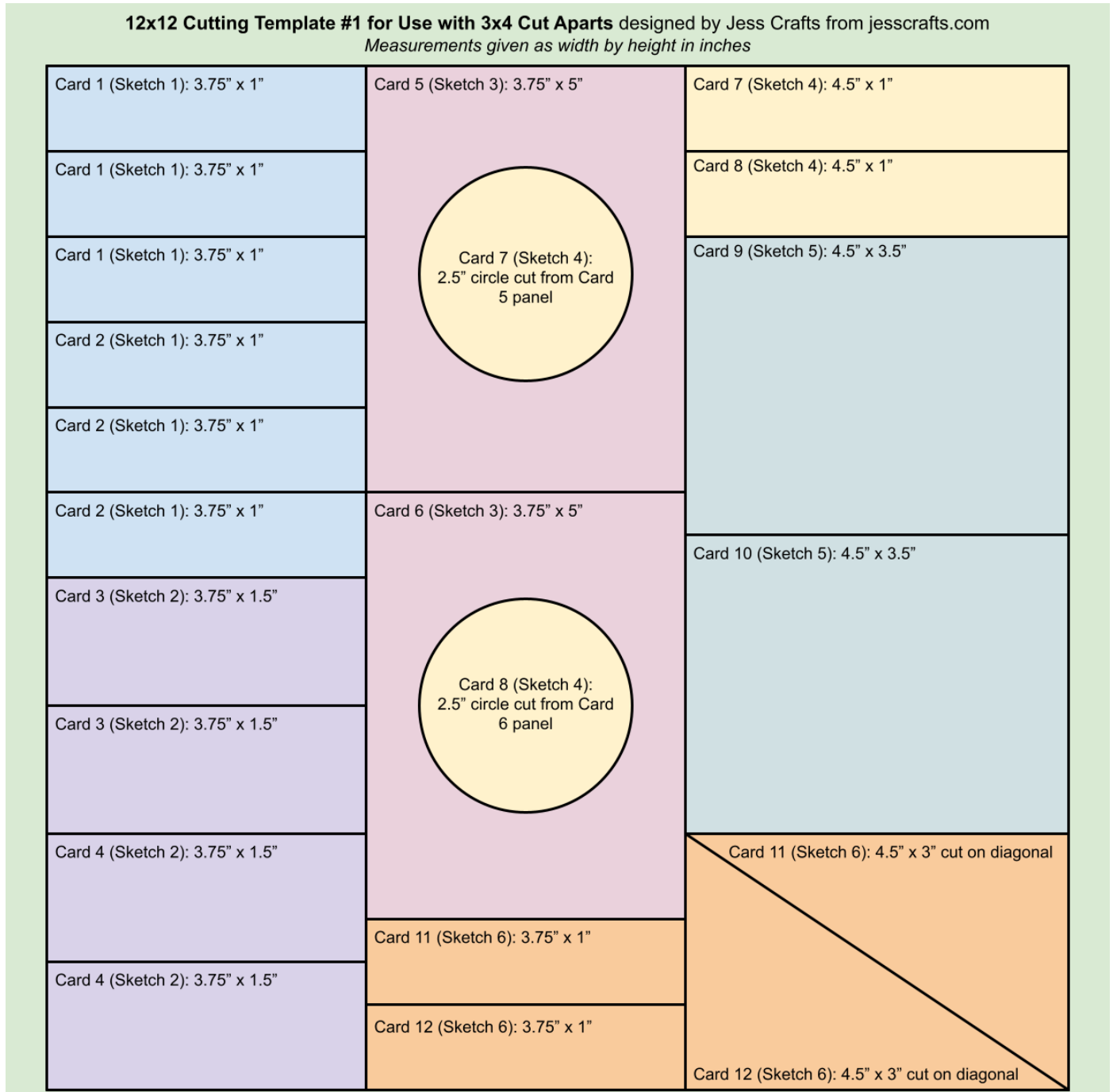


# 12x12 "Two Sheet Wonder" Template #1 by Jess Crafts from jesscrafts.com

In this PDF, you will find a template for cutting a piece of 12x 12 paper to combine with a set of 12 3x4 cut aparts or journaling cards to make 12 cards with no patterned paper scraps and 6 card sketches showing you how to assemble these pieces. To follow the sketches you will also need to use some cardstock. If using a full sheet of 8.5x11 cardstock you will likely have scraps you can use for other projects or to die cut a sentiment.

Please visit [jesscrafts.com/resources](http://jesscrafts.com/resources) for more information. Thank you for visiting and please share!



*If you share on Instagram please tag me @jess.crafts and use the hashtag #jcsketches so I can see your creations.*

*Thank you!*

A2 (4.25" x 5.5") Card Base

3" x 4" with 3.25" x 4.25" mat

**Sketch #1 for  
12x12 Template #1  
by Jess Crafts  
from jesscrafts.com**

3.75" x 1" with 4" x 1.25" mat  
(all background strips are the same)

Card Sketch #1 for 12x12 Template #1  
Designed by Jess of [jesscrafts.com](http://jesscrafts.com)

**Color Guide:** White: Card base Purple: Cardstock Blue: Patterned Paper  
Measurements given as width by height in inches

A2 (4.25" x 5.5") Card Base

3.75" x 1.5" with 4" x 1.75" mat

3" x 4" with 3.25" x 4.25" mat

**Sketch #2 for  
12x12 Template #1  
by Jess Crafts  
from jesscrafts.com**

3.75" x 1.5" with 4" x 1.75" mat

Card Sketch #2 for 12x12 Template #1  
Designed by Jess of [jesscrafts.com](http://jesscrafts.com)

**Color Guide:** White: Card base Purple: Cardstock Blue: Patterned Paper  
Measurements given as width by height in inches

A2 (4.25" x 5.5") Card Base

3.75" x 5" with 4" x 5.25" mat

3" x 4" with 3.25" x 4.25" mat

**Sketch #3 for  
12x12 Template #1  
by Jess Crafts  
from jesscrafts.com**

Card Sketch #3 for 12x12 Template #1  
Designed by Jess of [jesscrafts.com](http://jesscrafts.com)

**Color Guide:** White: Card base Purple: Cardstock Blue: Patterned Paper  
Measurements given as width by height in inches

A2 (4.25" x 5.5") Card Base

3" x 4.5" cut on diagonal with 4" x 5" mat cut on diagonal

3" x 4" with 3.25" x 4.25" mat

**Sketch #6 for  
12x12 Template #1  
by Jess Crafts  
from jesscrafts.com**

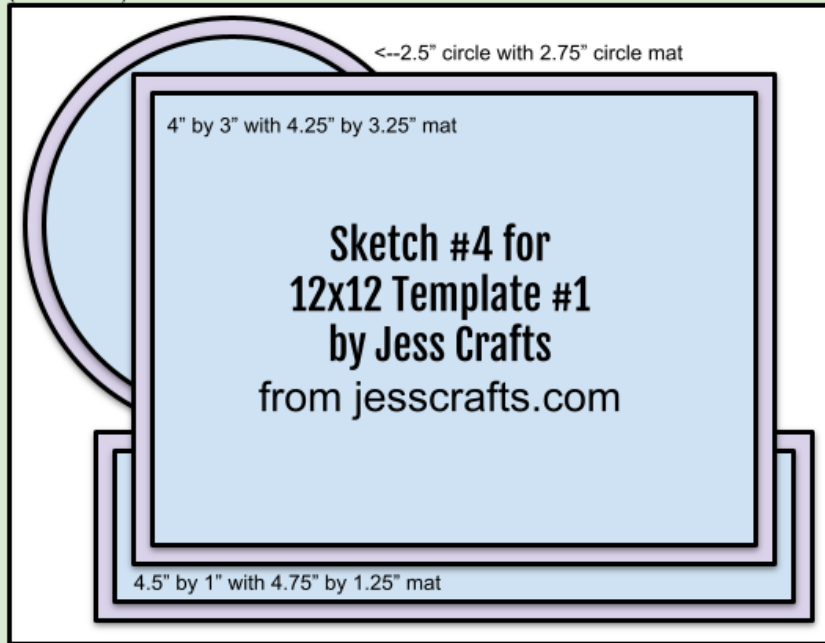
^ Strip: 3.75" x 1" with 4" x 1.25" mat ^

Card Sketch #6 for 12x12 Template #1  
Designed by Jess of [jesscrafts.com](http://jesscrafts.com)

**Color Guide:** White: Card base Purple: Cardstock Blue: Patterned Paper  
Measurements given as width by height in inches

*If you share on Instagram please tag me @jess.crafts and use the hashtag #jesssketches so I can see your creations.  
Thank you!*

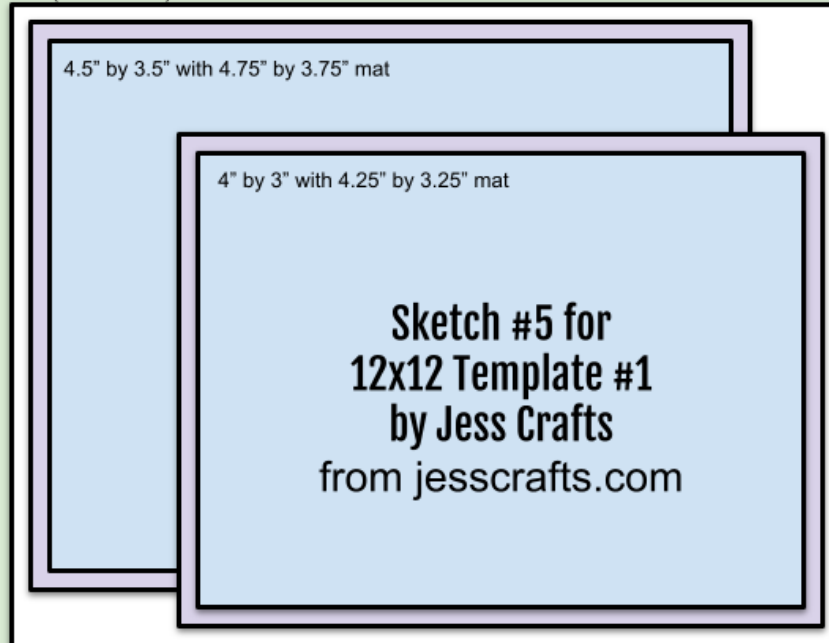
A2 (5.5" x 4.25") Card Base



Card Sketch #4 for 12x12 Template #1  
Designed by Jess of [jesscrafts.com](http://jesscrafts.com)

**Color Guide:** White: Card base Purple: Cardstock Blue: Patterned Paper  
Measurements given as width by height in inches

A2 (5.5" x 4.25") Card Base



Card Sketch #5 for 12x12 Template #1  
Designed by Jess of [jesscrafts.com](http://jesscrafts.com)

**Color Guide:** White: Card base Purple: Cardstock Blue: Patterned Paper  
Measurements given as width by height in inches

*If you share on Instagram please tag me @jess.crafts and use the hashtag #jcsketches so I can see your creations.*

*Thank you!*