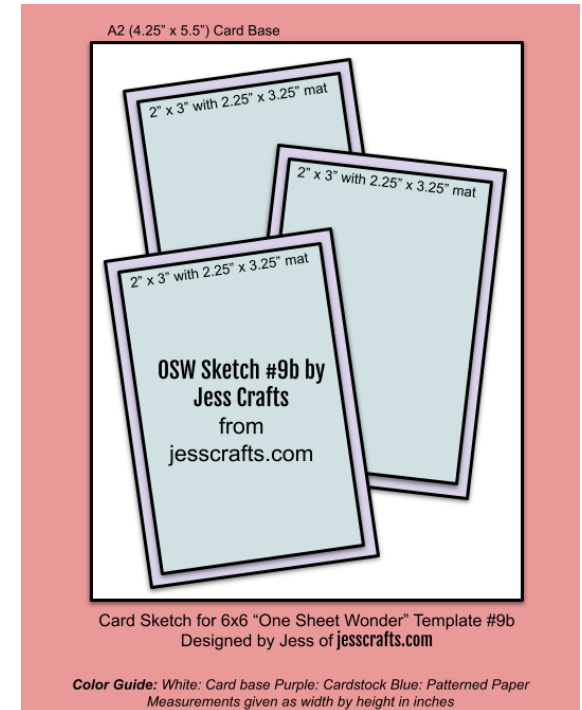

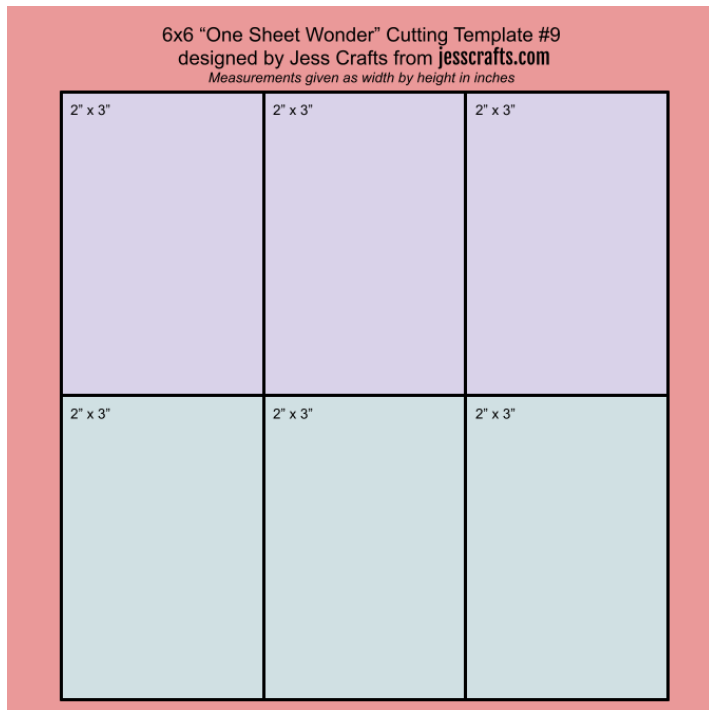


6x6 "One Sheet Wonder" Template #9 by Jess Crafts from jesscrafts.com

In this easy to print PDF, you will find a template for cutting a 6x6 piece of paper to make two cards with no scraps and two card sketches showing you how to assemble these pieces. To follow the sketch you will also need to use some cardstock. If using a full sheet of 8.5x11 cardstock you will likely have scraps you can use for other projects or to die cut a sentiment. Please visit jesscrafts.com/resources for more information. Thank you for visiting and please share!



If you share on Instagram please tag me @jess.crafts and use the hashtag #jcosw so I can see your creations. Thank you!