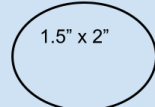
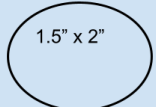
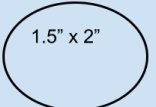
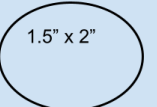
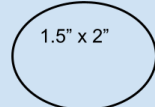
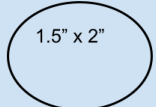
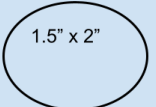
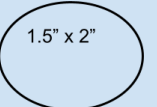
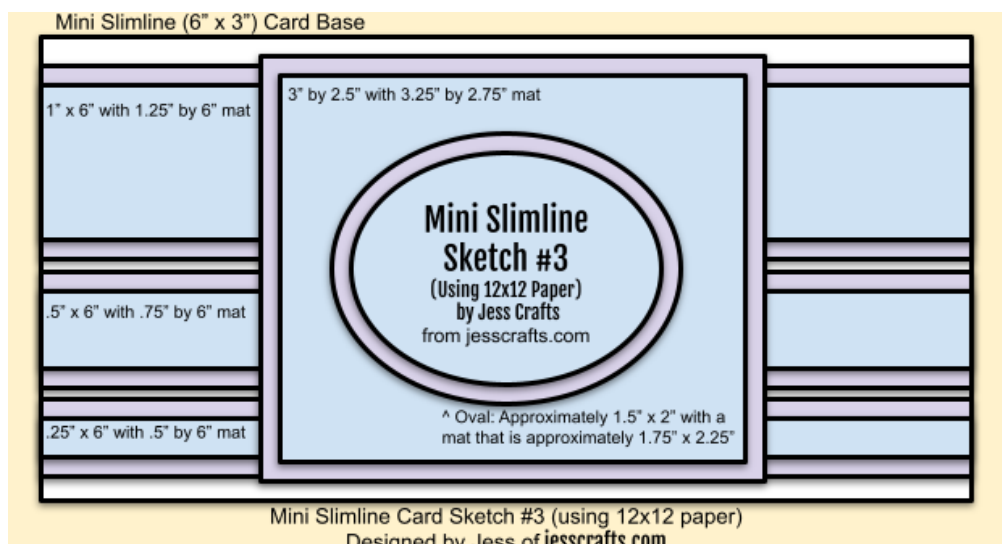


12x12 Mini Slimline Template #3 by Jess Crafts from jesscrafts.com

In this easy to print PDF, you will find a template for cutting a 12x12 piece of paper to create eight mini slimline cards (3" x 6") with no scraps and a card sketch showing you how to assemble these pieces. To follow the sketch you will also need to use some cardstock. If using a full sheet of 8.5x11 cardstock you will likely have scraps you can use for other projects or to die cut a sentiment. Please visit jesscrafts.com/resources for more information. Thank you for visiting and please share!

Mini Slimline Cutting Template #3 for 12x12 Paper
designed by Jess Crafts from jesscrafts.com

2.5" x 3"  1.5" x 2"	2.5" x 3"  1.5" x 2"	2.5" x 3"  1.5" x 2"	2.5" x 3"  1.5" x 2"
2.5" x 3"  1.5" x 2"	2.5" x 3"  1.5" x 2"	2.5" x 3"  1.5" x 2"	2.5" x 3"  1.5" x 2"
1" x 6"		1" x 6"	
1" x 6"		1" x 6"	
1" x 6"		1" x 6"	
1" x 6"		1" x 6"	
.5" x 6"		.5" x 6"	
.5" x 6"		.5" x 6"	
.5" x 6"		.5" x 6"	
.5" x 6"		.5" x 6"	
All of the thinnest strips are .25" x 6"			



If you share on Instagram please tag me @jess.crafts and use the hashtag #jcsketches so I can see your creations. Thank you!