

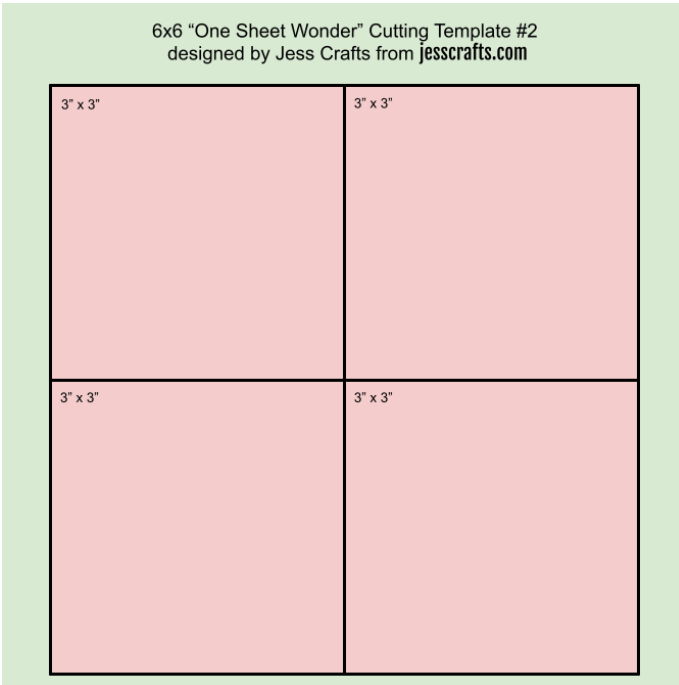
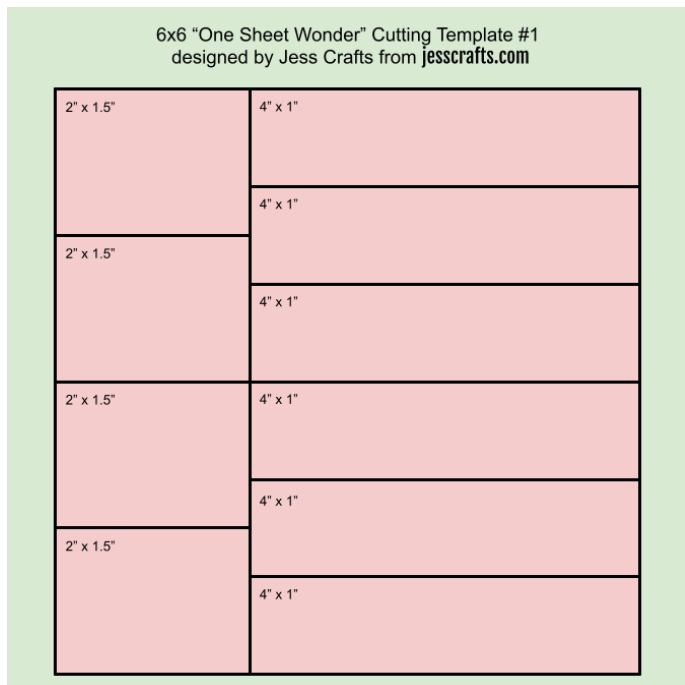



Using 3x4 Cards with 6x6 Paper Template #1 by Jess Crafts from jesscrafts.com

In this easy to print PDF, you will find templates for cutting 2 pieces of 6x6 paper to combine with 6 3x4 cut apart or journaling cards to make 6 cards with no patterned paper scraps and 3 card sketches showing you how to assemble these pieces. To follow the sketches you will also need to use some cardstock. If using a full sheet of 8.5x11 cardstock you will likely have scraps you can use for other projects or to die cut a sentiment.

Please visit jesscrafts.com/resources for more information. Thank you for visiting and please share.



If you share on Instagram please tag me @jess.crafts and use the hashtag #jcsketches so I can see your creations.
Thank you!



*If you share on Instagram please tag me @jess.crafts and use the hashtag #jcsketches so I can see your creations.
Thank you!*