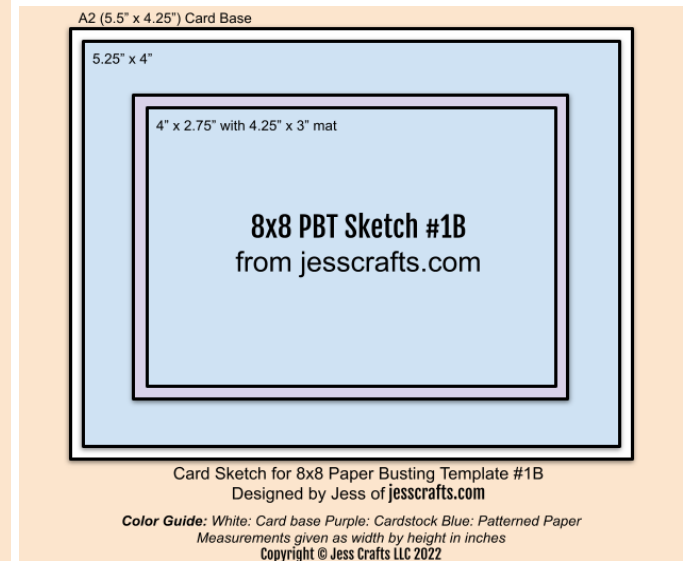
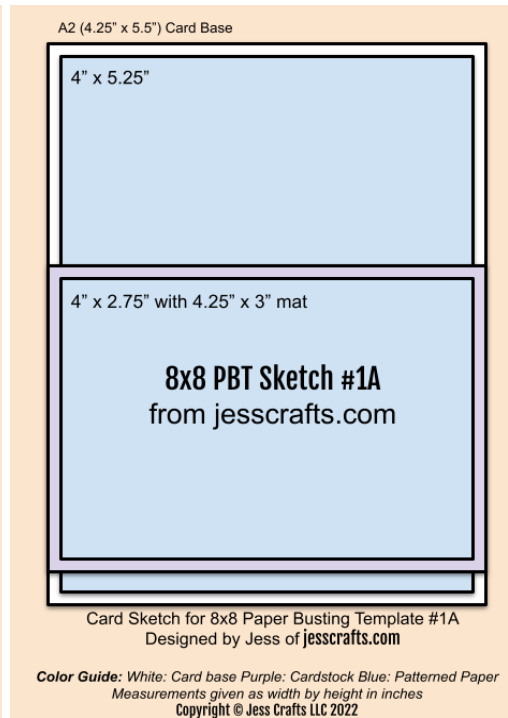



8x8 Paper Busting Template #1 by Jess Crafts from jesscrafts.com

This PDF contains a template for cutting a 8x8 piece of paper to make two cards with no scraps and a card sketch showing how to assemble these pieces. To follow the sketch you will also need to use some cardstock. If using a full sheet of 8.5x11 cardstock you will likely have scraps you can use for other projects or to die cut a sentiment. Please visit jesscrafts.com/resources for more information. Thank you for visiting and please share!



If you share on Instagram please tag me @jess.crafts and use the hashtag #jcosw so I can see your creations. Thank you!